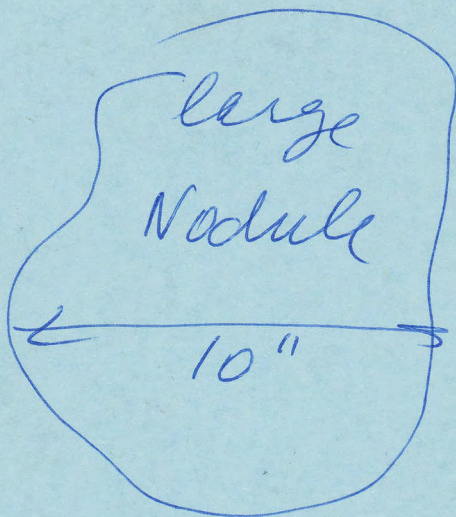


Ce.6.2.14.1

DON E. CRABTREE

Route 1, Box ~~118~~ 39



KIMBERLY, IDAHO 83341




①

20"

10"



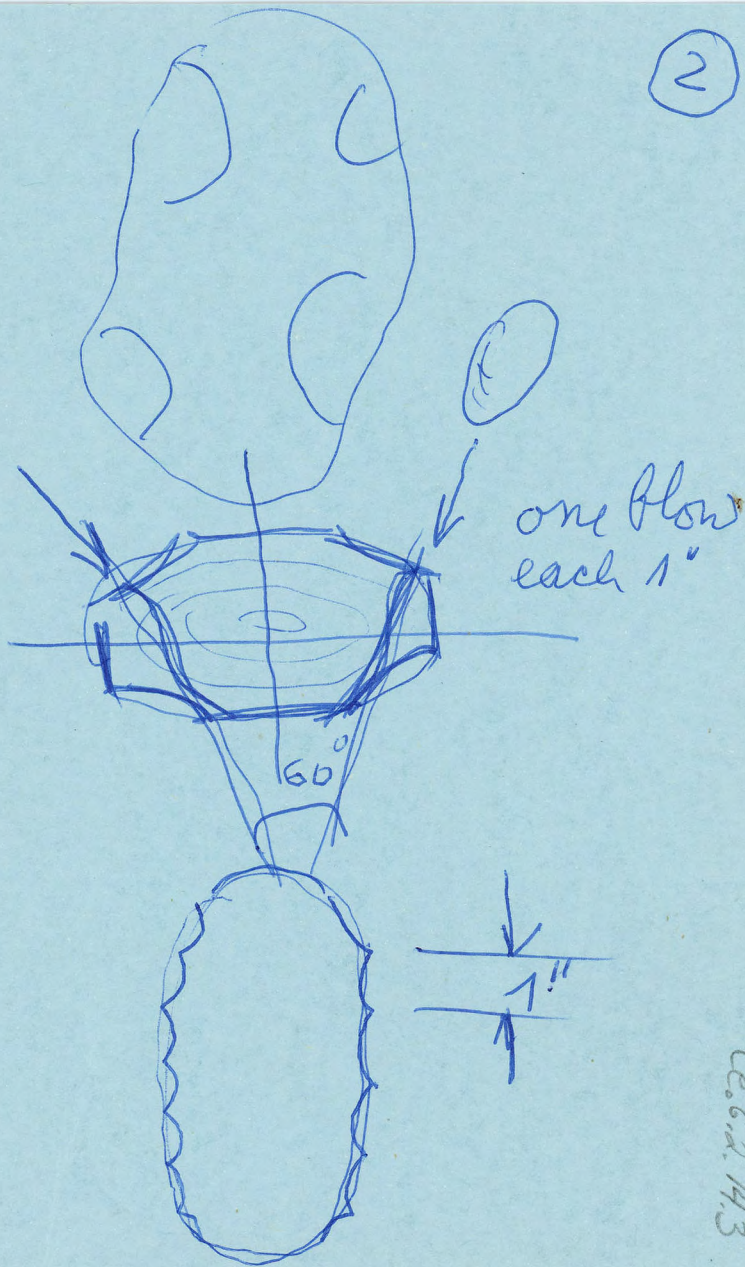
6"



Hard
blows
rough
Shape

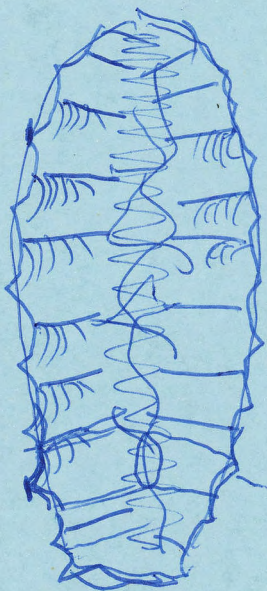

Ce 6.2.14.2

2






Le. G. A. 143

3




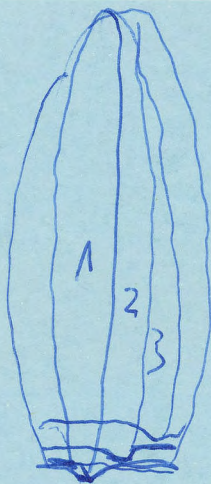
Ce. 6. 2. 14. 4

④



Ce. 62. 145


5



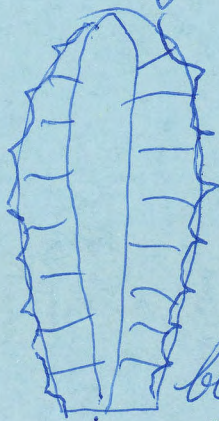
Repetition of the
blank from the
side hitting on the same
ridge

CC 6.2/46

(6)



Exhaustion, when
too flat
too light
hinged fracture
fault of material



The discs be-
neath one
fin ds, are
discards and
never another
blade could
be taken from them

Co. 6. 2. 14 F

(7)

90

- rounded ground or lightly
- pecked
- clear lip
- overhang removed

• it even looks like smashed from the blow before collapsing.



Before overhang removal.

CG. 6. 2. 148