

Dear Don;

The enclosed plates are done by an artist who is working with a textured paper. I had these pulled to see how the process would reproduce. I think this is about the best I've seen.

The following are my suggested improvements, see if you concur & add any thoughts you may have.

- 1. lighter overall shading
- 2. more detail at platforms
- 3. more line work
- 4. enlargement of detail.

The strengths of the illustration I think are apparent.

- 1. good detail of fissuring
- 2. excellent feeling of depth and form
- 3. very good reproduction

Not all the illustrations will call for the detail in these some will call for more. Some I suppose will be just the line drawings that we are familiar with and some will be just schematics depending on what is to be illustrated.

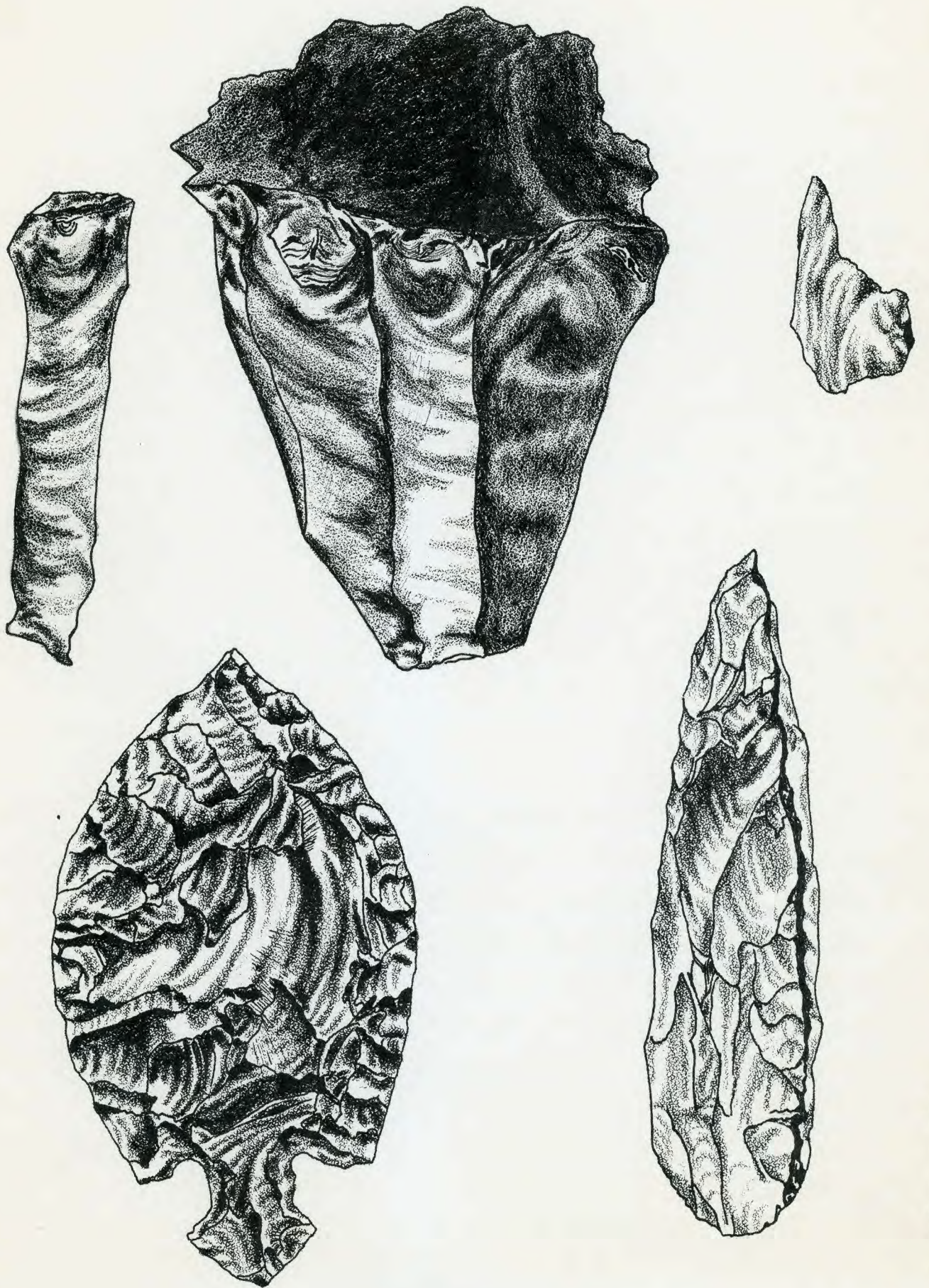
2.7.4.20.1

Your collection in the Museum is overflowing, but there will be room soon available. Most of the stacking & arranging was done by Rich Harrison, a new grad student, and we must confer with you one day on some blade & core combinations to discover if they are direct or indirect.

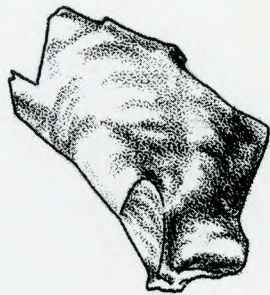
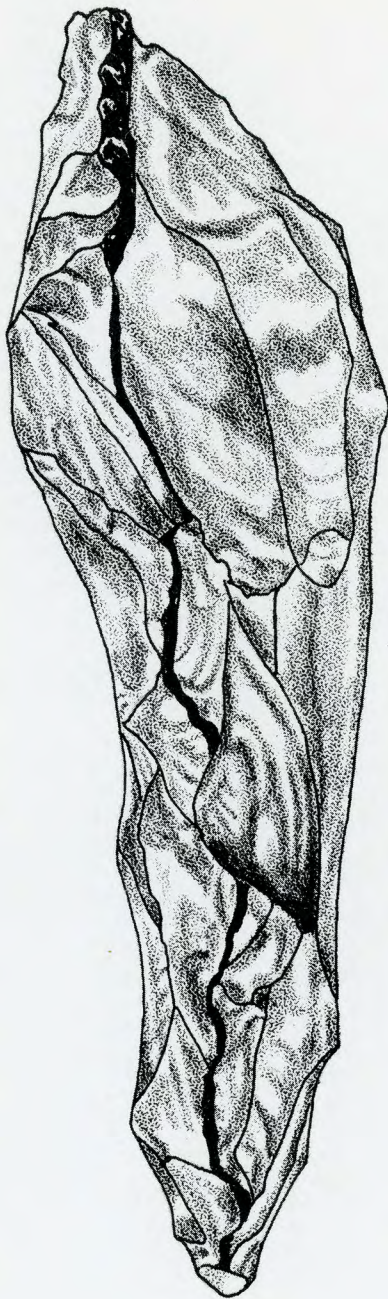
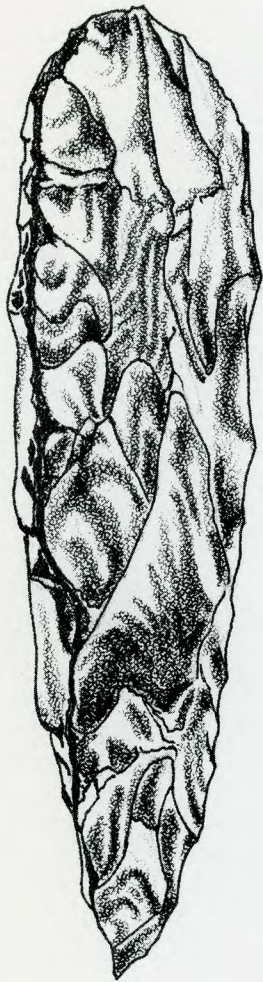
Hope you enjoyed your trip to the sunshine, we've about got the Glossary set, It has been a lot more work than I anticipated all that's left is to key important terms to illustrations.

See you soon,
and thank you very
much for the super
letter of recommendation

Guy,



ce. 7.4.203



Q. 7.4. 00.4