

EXPLANATION OF SHIP SECTIONS

FIG. 1--

This is a criss-sectional side view of the ship showing the division into rooms for the storage of fuel. These "rooms" are really only a frame-work, having no floors, ceilings, or walls and having tracks along the sides on which the boxes of fuel set. Nos. 1 and 2 show the cones in which the rocket tubes are set.

FIG. 2--

This shows a cross-sectional side view at the fourth level. It is on this level that the three large loading air-locks are situated. From the main corridor running around the outside of the ship smaller corridors branch off toward the center of the ship, from these smaller corridors the boxes are pushed into the long "rooms" where they stay until used.

FIG. 3--

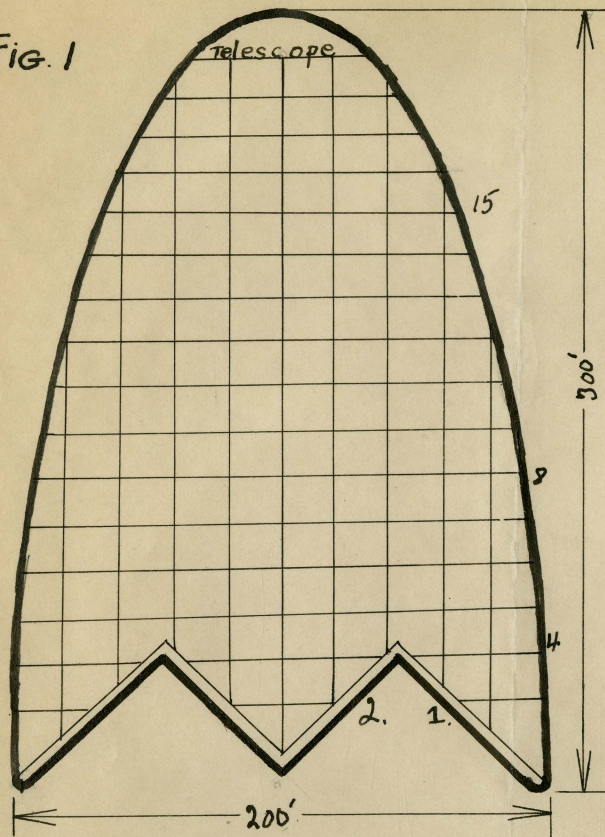
This a cross-sectional view of the eighth level, like all the levels from 4 to 15, it is devoted entirely to the storage of fuel.

FIG. 4--

This shows level fifteen in the vicinity of which will be located our living quarters, food and oxygen supplies, and etc.

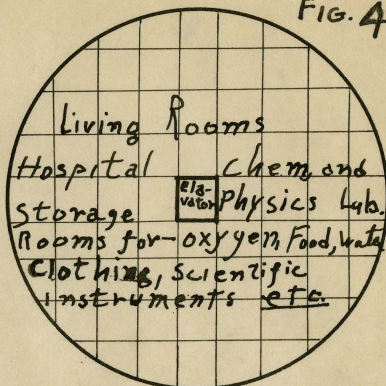
At the very top of the there will be a telescope which can be raised for observation both in space and on a planet.

Fig. 1



Shape of ship-
Half-Prolate Spheroid

FIG. 4



15

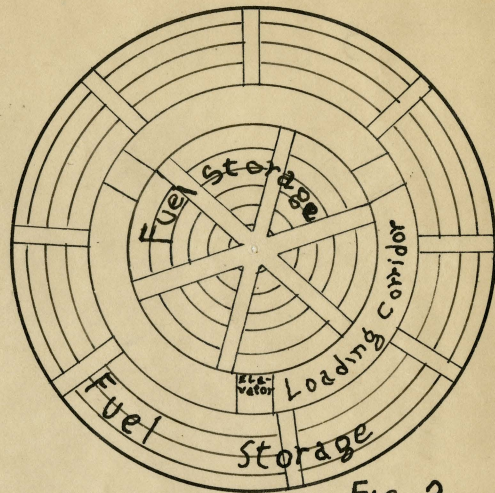


FIG. 3

8

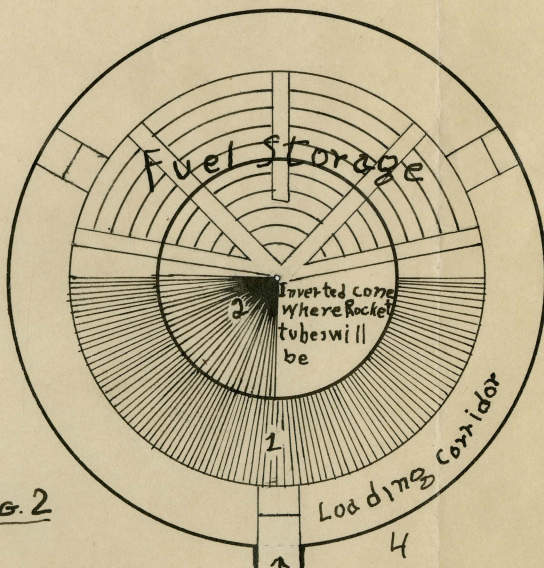


FIG. 2

4
Loading Lock + Elevator